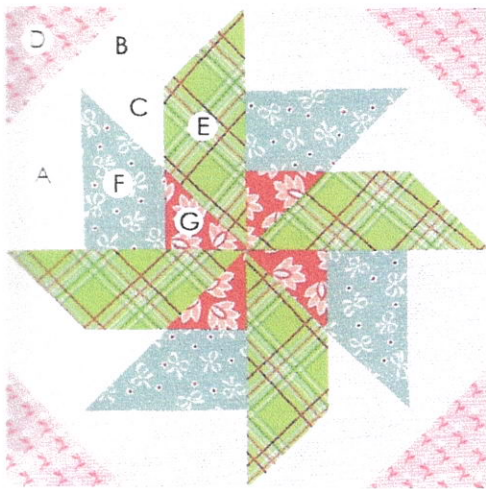


Tumbleweed Block



6" Block

12" Block

		6" Block	12" Block
Background	A	4 - 1 1/2" x 3 1/2" rectangles	4 - 2 1/2" x 6 1/2" rectangles
	B	4 - 1 1/2" squares	4 - 2 1/2" squares
	C	8 - 1 1/2" squares	8 - 2 1/2" squares
Corner	D	4 - 2" squares	4 - 3 1/2" squares
Green	E	4 - 1 1/2" x 3 1/2" rectangles	4 - 2 1/2" x 6 1/2" rectangles
Blue	F	4 - 1 1/2" x 2 1/2" rectangles	4 - 2 1/2" x 4 1/2" rectangles
Red	G	4 - 1 1/2" squares	4 - 2 1/2" squares

NOV 2015 BOM

Piecing Instructions:

Draw a diagonal line on the wrong side of the Fabric C squares.

With right sides facing, layer a Fabric C square on the top end of a Fabric F rectangle.

Stitch on the drawn line and trim 1/4" away from the seam.

Blue Unit should measure 1 1/2" x 2 1/2" (2 1/2" x 4 1/2").

Make four.

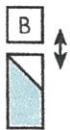


Make four.

Assemble one Fabric B square and one Blue Unit.

Middle Tumbleweed Unit should measure 1 1/2" x 3 1/2" (2 1/2" x 6 1/2").

Make four.



Make four.

Draw a diagonal line on the wrong side of the Fabric G squares.

With right sides facing, layer a Fabric C square on the top end of a Fabric E rectangle.

Stitch on the drawn line and trim 1/4" away from the seam.



Make four.

Repeat on the bottom end of the Fabric E rectangle with a Fabric G square.

Right Tumbleweed Unit should measure 1 1/2" x 3 1/2" (2 1/2" x 6 1/2").

Make four.

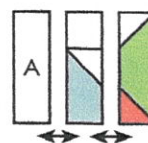


Make four.

Assemble one Fabric A rectangle, one Middle Tumbleweed Unit and one Right Tumbleweed Unit.

Partial Tumbleweed Unit should measure 3 1/2" x 3 1/2" (6 1/2" x 6 1/2").

Make four.



Make four.

Draw a diagonal line on the wrong side of the Fabric D squares.



With right sides facing, layer a Fabric D square on the top left corner of a Partial Tumbleweed Unit.

Pay close attention to unit placement.

Stitch on the drawn line and trim $\frac{1}{4}$ " away from the seam.

Tumbleweed Unit should measure $3\frac{1}{2}$ " x $3\frac{1}{2}$ " ($6\frac{1}{2}$ " x $6\frac{1}{2}$ ").

Make four.



Make four.

Assemble the Tumbleweed Block.

Tumbleweed Block should measure $6\frac{1}{2}$ " x $6\frac{1}{2}$ " ($12\frac{1}{2}$ " x $12\frac{1}{2}$ ").

